

215/75R15 tyres & stock gearing:

Transmission setup

Gearbox:

Variant:

First Gear: :1

Second Gear: :1

Third Gear: :1

Fourth Gear: :1

Fifth Gear: :1

Sixth Gear: :1

Transfer Box:

Variant:

High:

Low:

Overdrive:

Ratio:

Diff Ratio:

Tyre Diameter:

[Tyre Size Calculator](#)

Max Speed:

Max Engine RPM:

Results

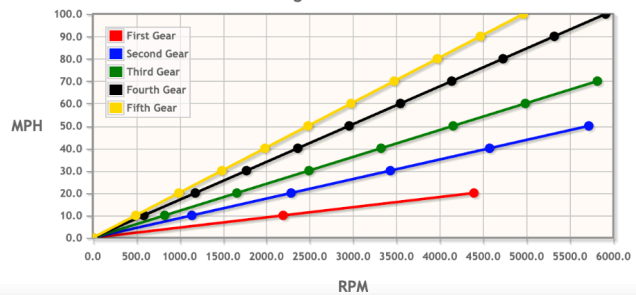
Ratio Table

Overdrive	High	Low
First Gear	18.10:1	36.23:1
Second Gear	09.42:1	18.87:1
Third Gear	06.85:1	13.71:1
Fourth Gear	04.87:1	09.75:1
Fifth Gear	04.09:1	08.19:1

High Table

Speed/Gear	First	Second	Third	Fourth	Fifth
10 MPH	2197	1144	831	591	497
20 MPH	4395	2288	1663	1183	993
30 MPH	6592	3432	2494	1774	1490
40 MPH	8789	4576	3325	2365	1986
50 MPH	10987	5720	4156	2957	2483
60 MPH	13184	6865	4988	3548	2979
70 MPH	15381	8009	5819	4140	3476
80 MPH	17578	9153	6650	4731	3973
90 MPH	19776	10297	7481	5322	4469
100 MPH	21973	11441	8313	5914	4966

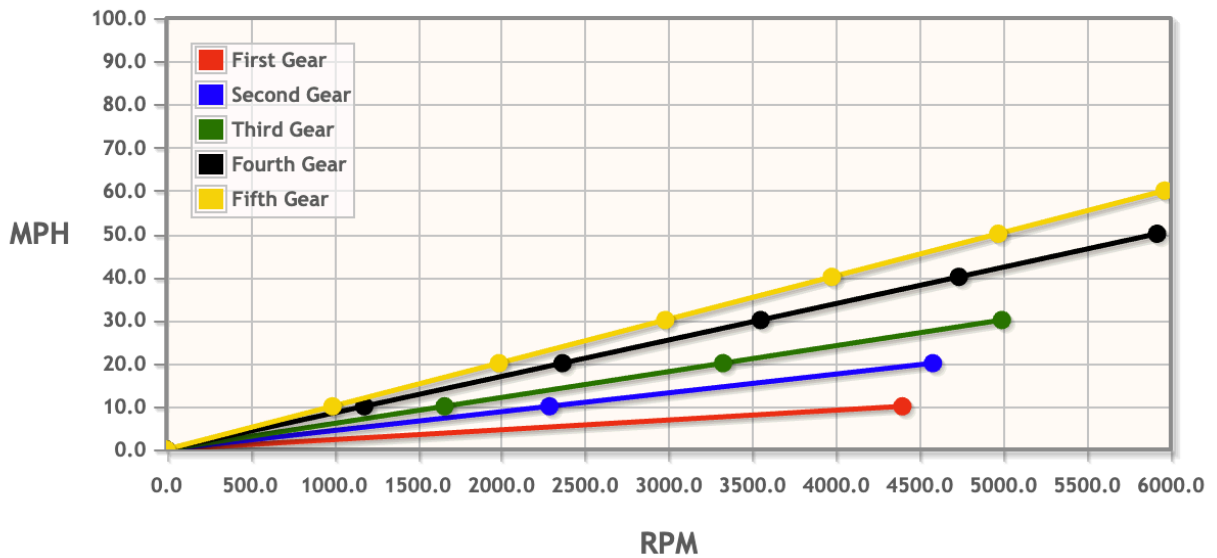
High Table



Low Table

Speed/Gear	First	Second	Third	Fourth	Fifth
10 MPH	4399	2290	1664	1184	994
20 MPH	8798	4581	3328	2368	1988
30 MPH	13197	6871	4993	3552	2982
40 MPH	17596	9162	6657	4736	3977
50 MPH	21995	11452	8321	5920	4971
60 MPH	26394	13743	9985	7103	5965
70 MPH	30793	16033	11649	8287	6959
80 MPH	35192	18324	13313	9471	7953
90 MPH	39591	20614	14978	10655	8947
100 MPH	43990	22905	16642	11839	9941

Low Table



235/75R15 & stock gearing:

Transmission setup

Gearbox: Other
Variant: N/A
First Gear: 4.425 :1
Second Gear: 2.304 :1
Third Gear: 1.674 :1
Fourth Gear: 1.1 :1
Fifth Gear: 1 :1
Sixth Gear: :1
Transfer Box: Other
Variant: N/A
High: 1
Low: 2.002
Overdrive: -- Please select --
Ratio:
Diff Ratio: Other 4.09
Tyre Diameter: 28.9 Inches
[Tyre Size Calculator](#)
Max Speed: 100 MPH
Max Engine RPM: 6300 RPM

CALCULATE RATIOS

Reset

Results

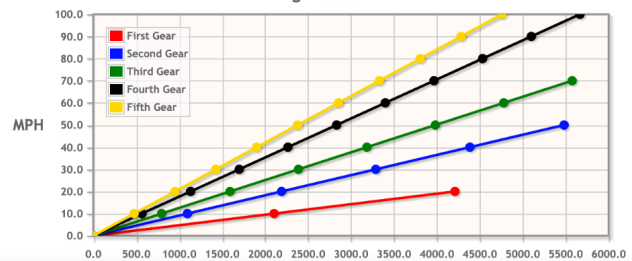
Ratio Table

Overdrive	High	Low
First Gear	18.10:1	36.23:1
Second Gear	09.42:1	18.87:1
Third Gear	06.85:1	13.71:1
Fourth Gear	04.87:1	09.75:1
Fifth Gear	04.09:1	08.19:1

High Table

Speed/Gear	First	Second	Third	Fourth	Fifth
10 MPH	2106	1097	797	567	476
20 MPH	4212	2193	1593	1134	952
30 MPH	6318	3290	2390	1700	1428
40 MPH	8424	4386	3187	2267	1904
50 MPH	10530	5483	3984	2834	2380
60 MPH	12636	6580	4780	3401	2856
70 MPH	14743	7676	5577	3968	3332
80 MPH	16849	8773	6374	4534	3808
90 MPH	18955	9869	7171	5101	4284
100 MPH	21061	10966	7967	5668	4759

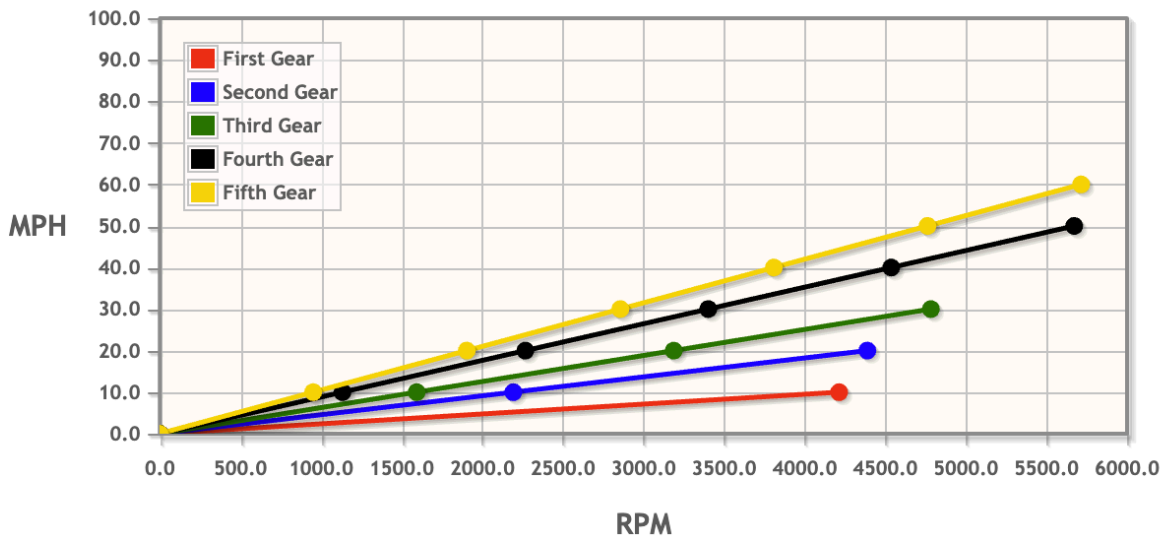
High Table



Low Table

Speed/Gear	First	Second	Third	Fourth	Fifth
10 MPH	4216	2195	1595	1135	953
20 MPH	8433	4391	3190	2269	1906
30 MPH	12649	6586	4785	3404	2859
40 MPH	16865	8781	6380	4539	3811
50 MPH	21082	10977	7975	5674	4764
60 MPH	25298	13172	9570	6808	5717
70 MPH	29514	15368	11165	7943	6670
80 MPH	33731	17563	12761	9078	7623
90 MPH	37947	19758	14356	10213	8576
100 MPH	42164	21954	15951	11347	9528

Low Table



30.9.50R15 & stock gearing:

Transmission setup

Gearbox: Other
Variant: N/A
First Gear: 4.425 :1
Second Gear: 2.304 :1
Third Gear: 1.674 :1
Fourth Gear: 1.1 :1
Fifth Gear: 1 :1
Sixth Gear: :1
Transfer Box: Other
Variant: N/A
High: 1
Low: 2.002
Overdrive: -- Please select --
Ratio:
Diff Ratio: Other 4.09
Tyre Diameter: 29.5 Inches
[Tyre Size Calculator](#)
Max Speed: 100 MPH
Max Engine RPM: 6300 RPM

CALCULATE RATIOS

Reset

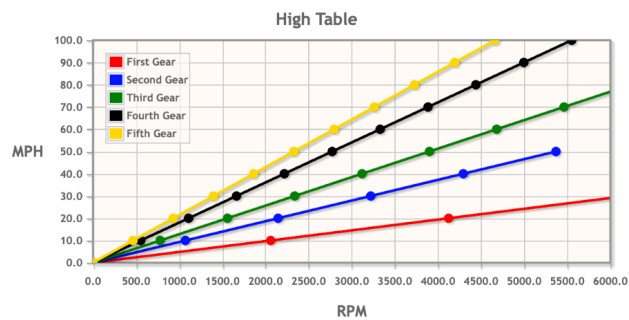
Results

Ratio Table

Overdrive	High	Low
First Gear	18.10:1	36.23:1
Second Gear	09.42:1	18.87:1
Third Gear	06.85:1	13.71:1
Fourth Gear	04.87:1	09.75:1
Fifth Gear	04.09:1	08.19:1

High Table

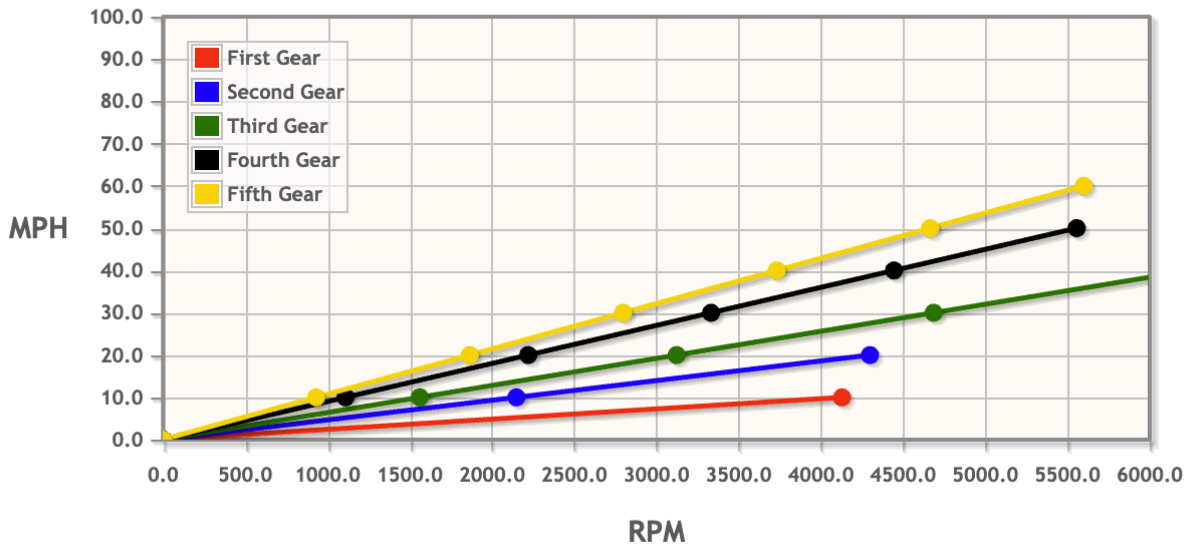
Speed/Gear	First	Second	Third	Fourth	Fifth
10 MPH	2063	1074	781	555	466
20 MPH	4126	2149	1561	1111	933
30 MPH	6190	3223	2342	1666	1399
40 MPH	8253	4297	3122	2221	1865
50 MPH	10316	5371	3903	2776	2331
60 MPH	12379	6446	4683	3332	2798
70 MPH	14443	7520	5464	3887	3264
80 MPH	16506	8594	6244	4442	3730
90 MPH	18569	9669	7025	4998	4196
100 MPH	20632	10743	7805	5553	4663



Low Table

Speed/Gear	First	Second	Third	Fourth	Fifth
10 MPH	4131	2151	1563	1112	933
20 MPH	8261	4301	3125	2223	1867
30 MPH	12392	6452	4688	3335	2800
40 MPH	16522	8603	6251	4447	3734
50 MPH	20653	10754	7813	5558	4667
60 MPH	24784	12904	9376	6670	5601
70 MPH	28914	15055	10938	7782	6534
80 MPH	33045	17206	12501	8893	7468
90 MPH	37175	19356	14064	10005	8401
100 MPH	41306	21507	15626	11117	9335

Low Table



31.10.50.R15 & stock gearing:

Transmission setup

Gearbox: Other
Variant: N/A
First Gear: 4.425 :1
Second Gear: 2.304 :1
Third Gear: 1.674 :1
Fourth Gear: 1.1 :1
Fifth Gear: 1 :1
Sixth Gear: :1
Transfer Box: Other
Variant: N/A
High: 1
Low: 2.002
Overdrive: -- Please select --
Ratio:
Diff Ratio: Other 4.09
Tyre Diameter: 30.5 Inches
[Tyre Size Calculator](#)
Max Speed: 100 MPH
Max Engine RPM: 6300 RPM

CALCULATE RATIOS

Reset

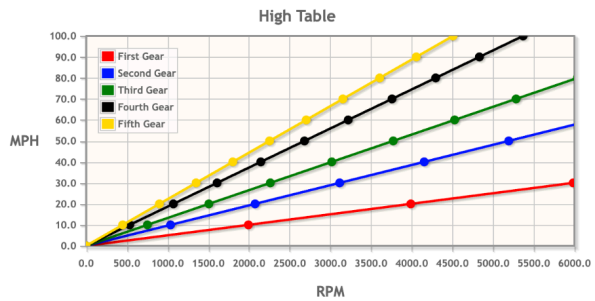
Results

Ratio Table

Overdrive	High	Low
First Gear	18.10:1	36.23:1
Second Gear	09.42:1	18.87:1
Third Gear	06.85:1	13.71:1
Fourth Gear	04.87:1	09.75:1
Fifth Gear	04.09:1	08.19:1

High Table

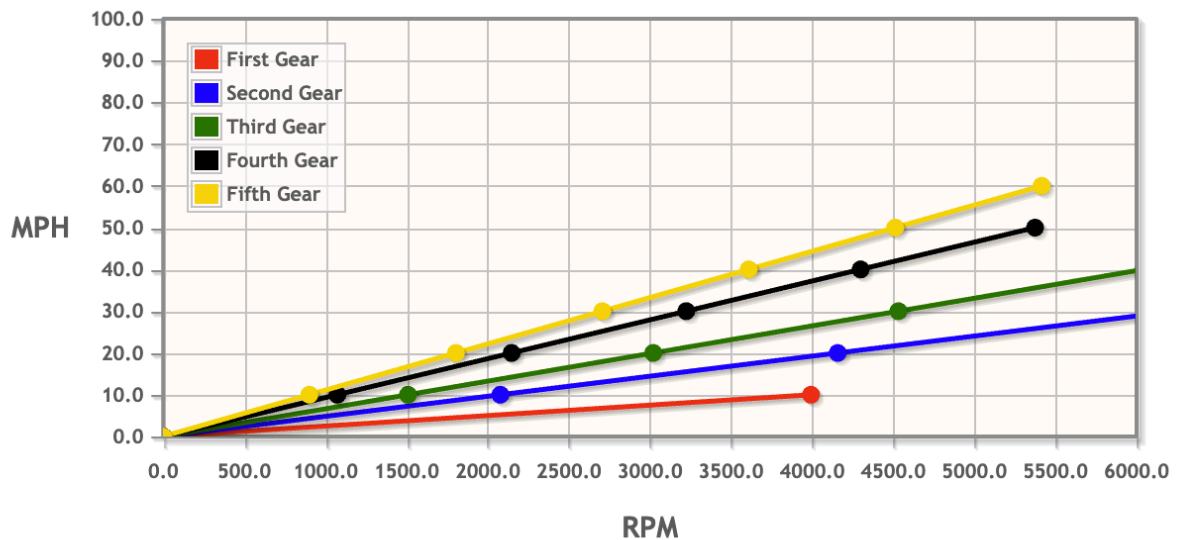
Speed/Gear	First	Second	Third	Fourth	Fifth
10 MPH	1996	1039	755	537	451
20 MPH	3991	2078	1510	1074	902
30 MPH	5987	3117	2265	1611	1353
40 MPH	7982	4156	3020	2148	1804
50 MPH	9978	5195	3775	2685	2255
60 MPH	11974	6234	4530	3222	2706
70 MPH	13969	7273	5285	3760	3157
80 MPH	15965	8312	6040	4297	3608
90 MPH	17960	9352	6794	4834	4059
100 MPH	19956	10391	7549	5371	4510



Low Table

Speed/Gear	First	Second	Third	Fourth	Fifth
10 MPH	3995	2080	1511	1075	903
20 MPH	7990	4160	3023	2150	1806
30 MPH	11986	6241	4534	3226	2709
40 MPH	15981	8321	6046	4301	3611
50 MPH	19976	10401	7557	5376	4514
60 MPH	23971	12481	9068	6451	5417
70 MPH	27966	14561	10580	7527	6320
80 MPH	31961	16642	12091	8602	7223
90 MPH	35957	18722	13603	9677	8126
100 MPH	39952	20802	15114	10752	9029

Low Table



235/85R16 & stock gearing:

Transmission setup

Gearbox: Other
Variant: N/A
First Gear: 4.425 :1
Second Gear: 2.304 :1
Third Gear: 1.674 :1
Fourth Gear: 1.1 :1
Fifth Gear: 1 :1
Sixth Gear: :1
Transfer Box: Other
Variant: N/A
High: 1
Low: 2.002
Overdrive: -- Please select --
Ratio:
Diff Ratio: Other 4.09
Tyre Diameter: 31.7 Inches
[Tyre Size Calculator](#)
Max Speed: 100 MPH
Max Engine RPM: 6300 RPM

CALCULATE RATIOS

Reset

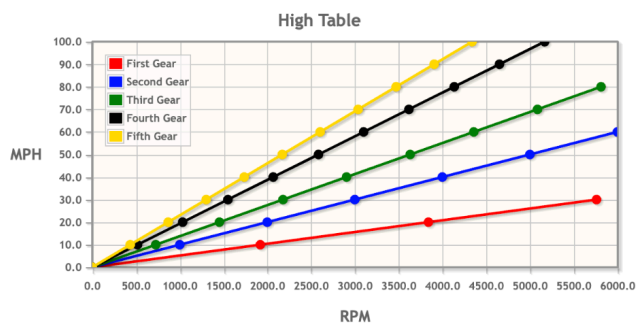
Results

Ratio Table

Overdrive	High	Low
First Gear	18.10:1	36.23:1
Second Gear	09.42:1	18.87:1
Third Gear	06.85:1	13.71:1
Fourth Gear	04.87:1	09.75:1
Fifth Gear	04.09:1	08.19:1

High Table

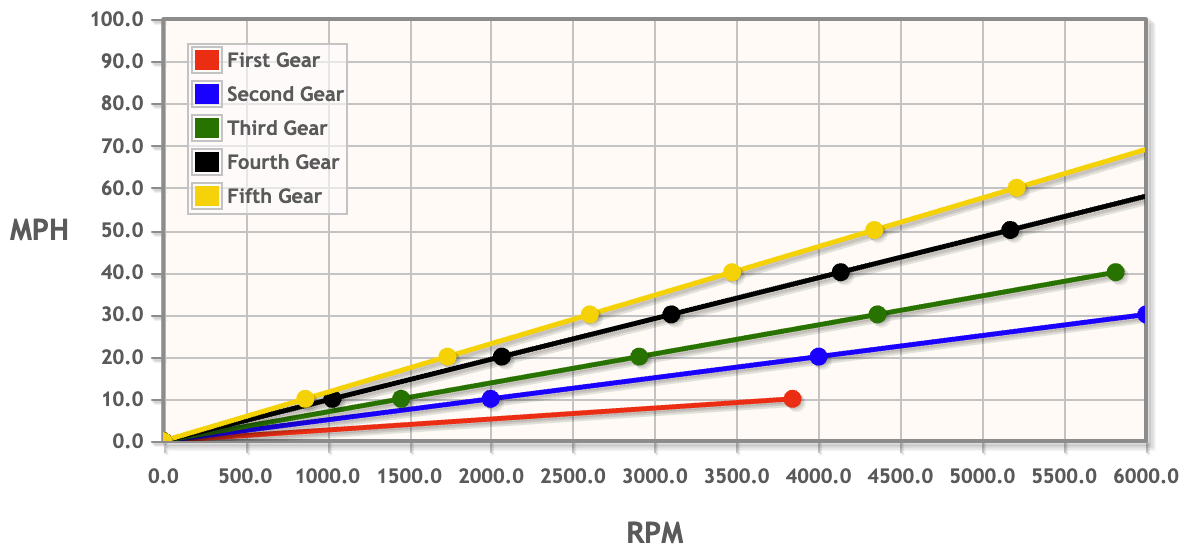
Speed/Gear	First	Second	Third	Fourth	Fifth
10 MPH	1920	1000	726	517	434
20 MPH	3840	1999	1453	1033	868
30 MPH	5760	2999	2179	1550	1302
40 MPH	7680	3999	2905	2067	1736
50 MPH	9600	4999	3632	2584	2170
60 MPH	11520	5998	4358	3100	2603
70 MPH	13440	6998	5085	3617	3037
80 MPH	15360	7998	5811	4134	3471
90 MPH	17280	8998	6537	4651	3905
100 MPH	19200	9997	7264	5167	4339



Low Table

Speed/Gear	First	Second	Third	Fourth	Fifth
10 MPH	3844	2001	1454	1035	869
20 MPH	7688	4003	2908	2069	1737
30 MPH	11532	6004	4363	3104	2606
40 MPH	15376	8006	5817	4138	3475
50 MPH	19220	10007	7271	5173	4343
60 MPH	23064	12009	8725	6207	5212
70 MPH	26908	14010	10179	7242	6081
80 MPH	30751	16012	11633	8276	6949
90 MPH	34595	18013	13088	9311	7818
100 MPH	38439	20015	14542	10345	8687

Low Table



215/75R15 tyres with 17% high range reduction & 108% low range reduction:

Transmission setup

Gearbox: Other
Variant: N/A
First Gear: 4.425 :1
Second Gear: 2.304 :1
Third Gear: 1.674 :1
Fourth Gear: 1.1 :1
Fifth Gear: 1 :1
Sixth Gear: :1
Transfer Box: Other
Variant: N/A
High: 1.17
Low: 4.17
Overdrive: -- Please select --
Ratio:
Diff Ratio: Other 4.09
Tyre Diameter: 27.7 Inches
[Tyre Size Calculator](#)
Max Speed: 100 MPH
Max Engine RPM: 6300 RPM

CALCULATE RATIOS

Reset

Results

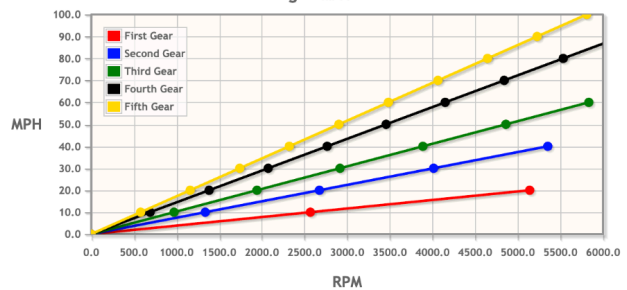
Ratio Table

Overdrive	High	Low
First Gear	21.17:1	75.47:1
Second Gear	11.03:1	39.30:1
Third Gear	08.01:1	28.55:1
Fourth Gear	05.70:1	20.31:1
Fifth Gear	04.79:1	17.06:1

High Table

Speed/Gear	First	Second	Third	Fourth	Fifth
10 MPH	2571	1339	973	692	581
20 MPH	5142	2677	1945	1384	1162
30 MPH	7713	4016	2918	2076	1743
40 MPH	10283	5354	3890	2768	2324
50 MPH	12854	6693	4863	3459	2905
60 MPH	15425	8032	5835	4151	3486
70 MPH	17996	9370	6808	4843	4067
80 MPH	20567	10709	7781	5535	4648
90 MPH	23138	12047	8753	6227	5229
100 MPH	25709	13386	9726	6919	5810

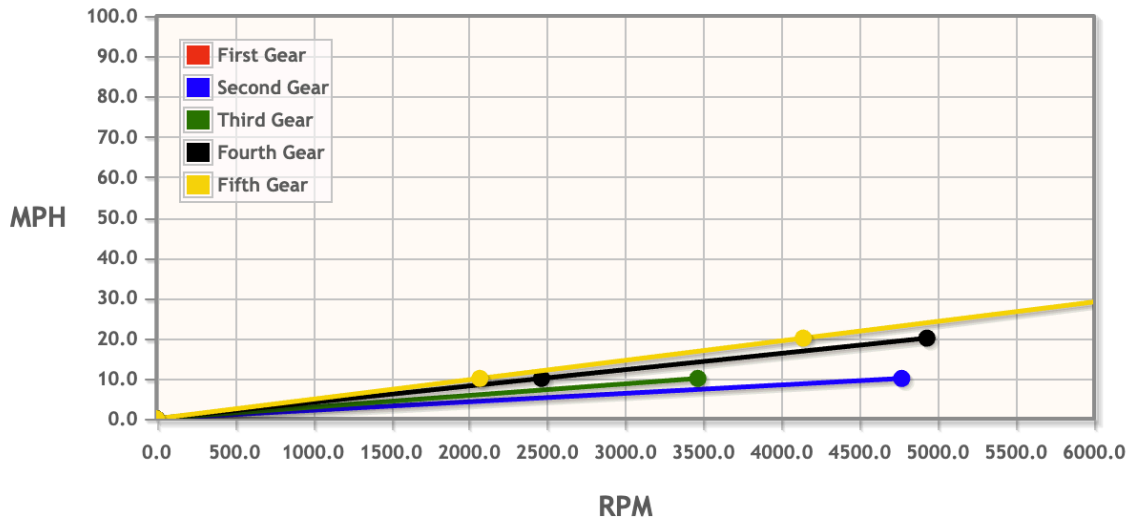
High Table



Low Table

Speed/Gear	First	Second	Third	Fourth	Fifth
10 MPH	9163	4771	3466	2466	2071
20 MPH	18326	9542	6933	4932	4141
30 MPH	27488	14313	10399	7398	6212
40 MPH	36651	19083	13865	9864	8283
50 MPH	45814	23854	17332	12330	10353
60 MPH	54977	28625	20798	14796	12424
70 MPH	64139	33396	24264	17262	14495
80 MPH	73302	38167	27731	19728	16565
90 MPH	82465	42938	31197	22194	18636
100 MPH	91628	47709	34663	24660	20707

Low Table



235/75R15 tyres with 17% high range reduction & 108% low range reduction:

Transmission setup

Gearbox: Other
Variant: N/A
First Gear: 4.425 :1
Second Gear: 2.304 :1
Third Gear: 1.674 :1
Fourth Gear: 1.1 :1
Fifth Gear: 1 :1
Sixth Gear: :1
Transfer Box: Other
Variant: N/A
High: 1.17
Low: 4.17
Overdrive: -- Please select --
Ratio:
Diff Ratio: Other 4.09
Tyre Diameter: 28.9 Inches
[Tyre Size Calculator](#)
Max Speed: 100 MPH
Max Engine RPM: 6300 RPM

CALCULATE RATIOS

Reset

Results

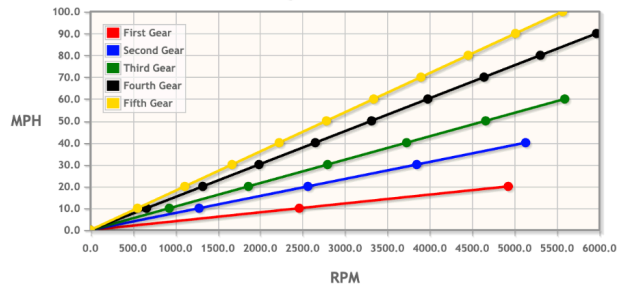
Ratio Table

Overdrive	High	Low
First Gear	21.17:1	75.47:1
Second Gear	11.03:1	39.30:1
Third Gear	08.01:1	28.55:1
Fourth Gear	05.70:1	20.31:1
Fifth Gear	04.79:1	17.06:1

High Table

Speed/Gear	First	Second	Third	Fourth	Fifth
10 MPH	2464	1283	932	663	557
20 MPH	4928	2566	1864	1326	1114
30 MPH	7392	3849	2797	1989	1671
40 MPH	9856	5132	3729	2653	2227
50 MPH	12321	6415	4661	3316	2784
60 MPH	14785	7698	5593	3979	3341
70 MPH	17249	8981	6525	4642	3898
80 MPH	19713	10264	7457	5305	4455
90 MPH	22177	11547	8390	5968	5012
100 MPH	24641	12830	9322	6632	5569

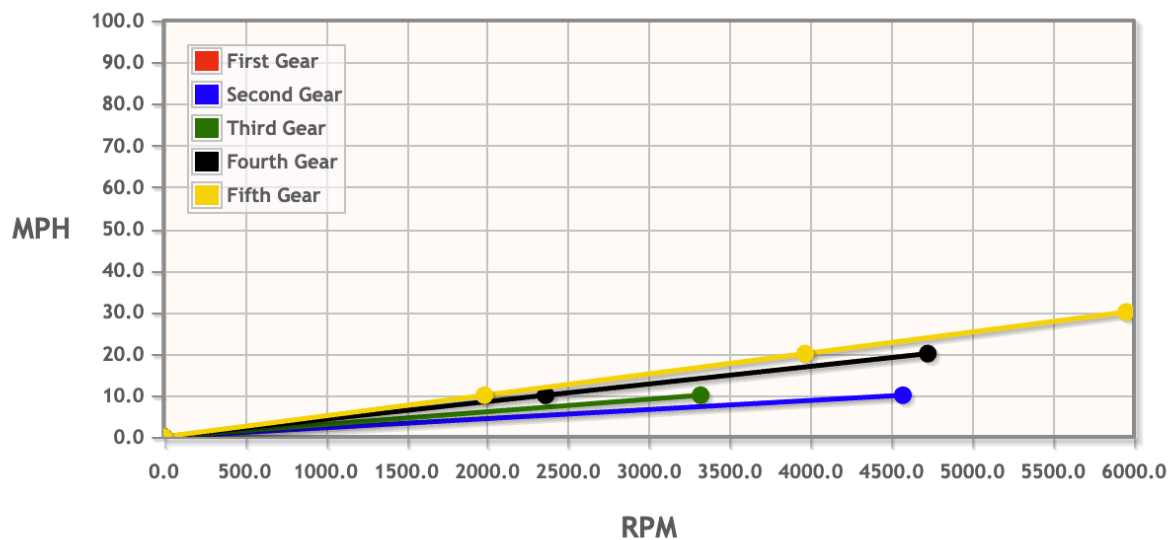
High Table



Low Table

Speed/Gear	First	Second	Third	Fourth	Fifth
10 MPH	8782	4573	3322	2364	1985
20 MPH	17565	9146	6645	4727	3969
30 MPH	26347	13718	9967	7091	5954
40 MPH	35129	18291	13290	9454	7939
50 MPH	43912	22864	16612	11818	9924
60 MPH	52694	27437	19934	14182	11908
70 MPH	61476	32009	23257	16545	13893
80 MPH	70259	36582	26579	18909	15878
90 MPH	79041	41155	29902	21272	17862
100 MPH	87823	45728	33224	23636	19847

Low Table



30.9.50R15 tyres with 17% high range reduction & 108% low range reduction:

Transmission setup

Gearbox: Other
Variant: N/A
First Gear: 4.425 :1
Second Gear: 2.304 :1
Third Gear: 1.674 :1
Fourth Gear: 1.1 :1
Fifth Gear: 1 :1
Sixth Gear: :1
Transfer Box: Other
Variant: N/A
High: 1.17
Low: 4.17
Overdrive: -- Please select --
Ratio:
Diff Ratio: Other 4.09
Tyre Diameter: 29.5 Inches
[Tyre Size Calculator](#)
Max Speed: 100 MPH
Max Engine RPM: 6300 RPM
CALCULATE RATIOS
 Reset

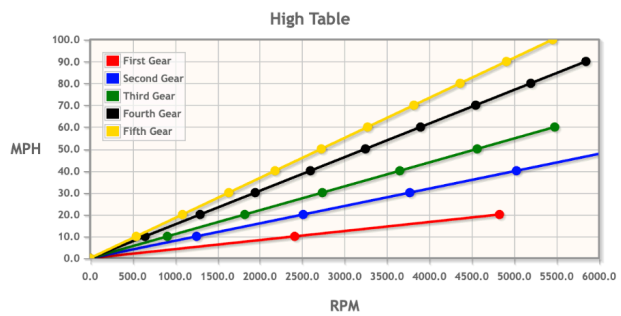
Results

Ratio Table

Overdrive	High	Low
First Gear	21.17:1	75.47:1
Second Gear	11.03:1	39.30:1
Third Gear	08.01:1	28.55:1
Fourth Gear	05.70:1	20.31:1
Fifth Gear	04.79:1	17.06:1

High Table

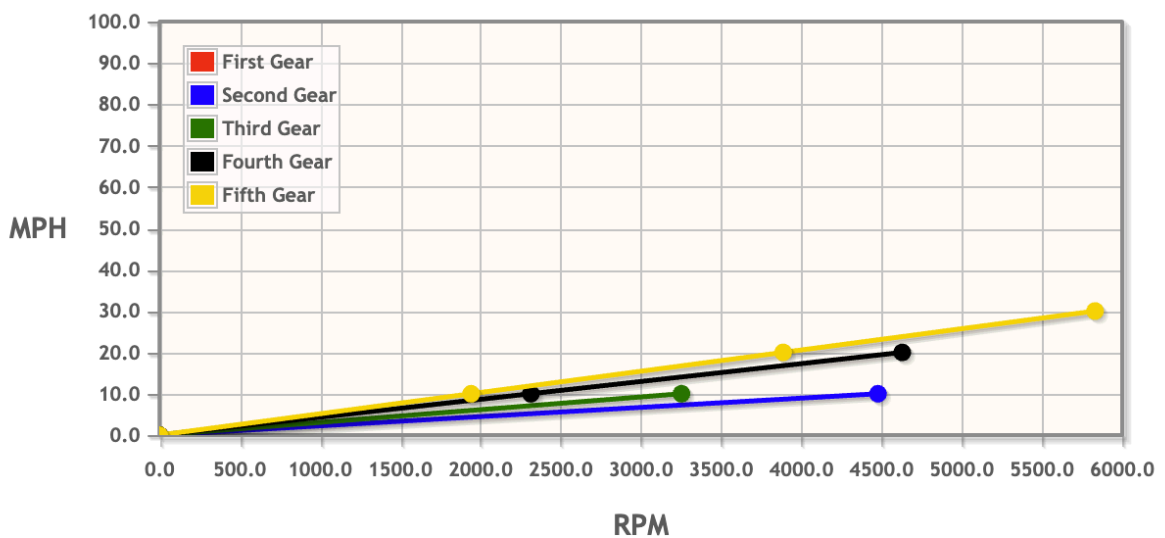
Speed/Gear	First	Second	Third	Fourth	Fifth
10 MPH	2414	1257	913	650	546
20 MPH	4828	2514	1826	1299	1091
30 MPH	7242	3771	2740	1949	1637
40 MPH	9656	5028	3653	2599	2182
50 MPH	12070	6285	4566	3248	2728
60 MPH	14484	7541	5479	3898	3273
70 MPH	16898	8798	6393	4548	3819
80 MPH	19312	10055	7306	5197	4364
90 MPH	21726	11312	8219	5847	4910
100 MPH	24140	12569	9132	6497	5455



Low Table

Speed/Gear	First	Second	Third	Fourth	Fifth
10 MPH	8604	4480	3255	2316	1944
20 MPH	17207	8960	6510	4631	3889
30 MPH	25811	13439	9764	6947	5833
40 MPH	34415	17919	13019	9262	7777
50 MPH	43018	22399	16274	11578	9722
60 MPH	51622	26879	19529	13893	11666
70 MPH	60226	31358	22784	16209	13610
80 MPH	68830	35838	26039	18524	15555
90 MPH	77433	40318	29293	20840	17499
100 MPH	86037	44798	32548	23155	19443

Low Table



31.10.50R15 tyres with 17% high range reduction & 108% low range reduction:

Transmission setup

Gearbox: Other
Variant: N/A
First Gear: 4.425 :1
Second Gear: 2.304 :1
Third Gear: 1.674 :1
Fourth Gear: 1.1 :1
Fifth Gear: 1 :1
Sixth Gear: :1
Transfer Box: Other
Variant: N/A
High: 1.17
Low: 4.17
Overdrive: -- Please select --
Ratio:
Diff Ratio: Other 4.09
Tyre Diameter: 30.5 Inches
[Tyre Size Calculator](#)
Max Speed: 100 MPH
Max Engine RPM: 6300 RPM

CALCULATE RATIOS

Reset

Results

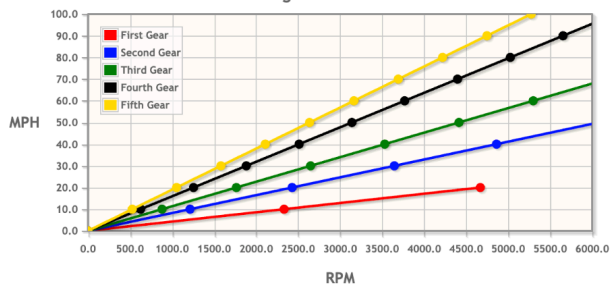
Ratio Table

Overdrive	High	Low
First Gear	21.17:1	75.47:1
Second Gear	11.03:1	39.30:1
Third Gear	08.01:1	28.55:1
Fourth Gear	05.70:1	20.31:1
Fifth Gear	04.79:1	17.06:1

High Table

Speed/Gear	First	Second	Third	Fourth	Fifth
10 MPH	2335	1216	883	628	528
20 MPH	4670	2431	1767	1257	1055
30 MPH	7005	3647	2650	1885	1583
40 MPH	9339	4863	3533	2514	2111
50 MPH	11674	6079	4416	3142	2638
60 MPH	14009	7294	5300	3770	3166
70 MPH	16344	8510	6183	4399	3694
80 MPH	18679	9726	7066	5027	4221
90 MPH	21014	10941	7950	5655	4749
100 MPH	23348	12157	8833	6284	5276

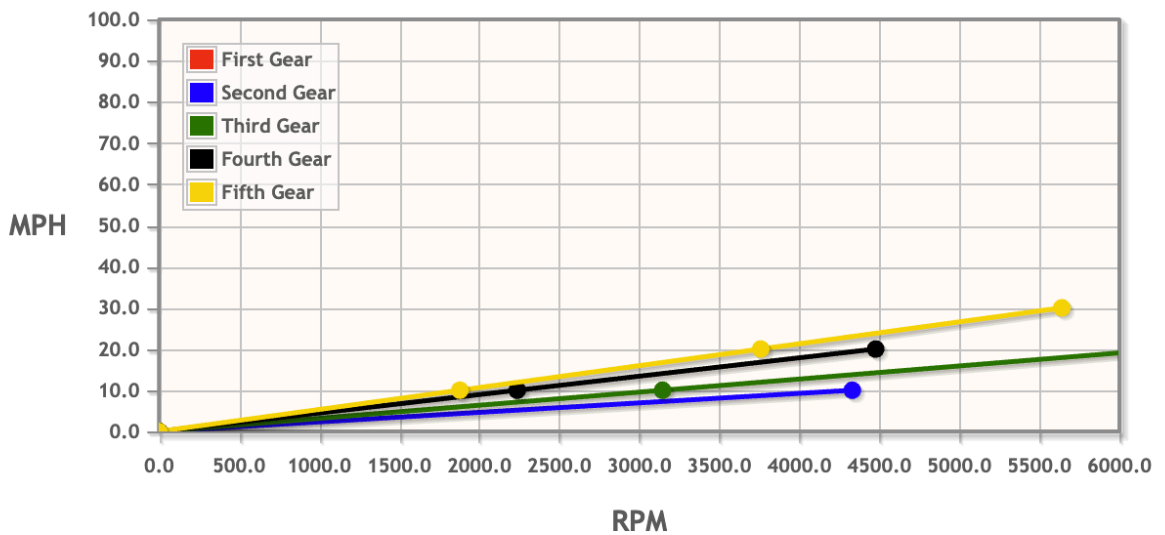
High Table



Low Table

Speed/Gear	First	Second	Third	Fourth	Fifth
10 MPH	8322	4333	3148	2240	1881
20 MPH	16643	8666	6296	4479	3761
30 MPH	24965	12999	9444	6719	5642
40 MPH	33286	17332	12592	8958	7522
50 MPH	41608	21664	15741	11198	9403
60 MPH	49930	25997	18889	13438	11284
70 MPH	58251	30330	22037	15677	13164
80 MPH	66573	34663	25185	17917	15045
90 MPH	74894	38996	28333	20156	16925
100 MPH	83216	43329	31481	22396	18806

Low Table



235/85R16 tyres with 17% high range reduction & 108% low range reduction:

Transmission setup

Gearbox: Other
Variant: N/A
First Gear: 4.425 :1
Second Gear: 2.304 :1
Third Gear: 1.674 :1
Fourth Gear: 1.1 :1
Fifth Gear: 1 :1
Sixth Gear: :1
Transfer Box: Other
Variant: N/A
High: 1.17
Low: 4.17
Overdrive: -- Please select --
Ratio:
Diff Ratio: Other 4.09
Tyre Diameter: 31.7 Inches
[Tyre Size Calculator](#)
Max Speed: 100 MPH
Max Engine RPM: 6300 RPM

CALCULATE RATIOS

Reset

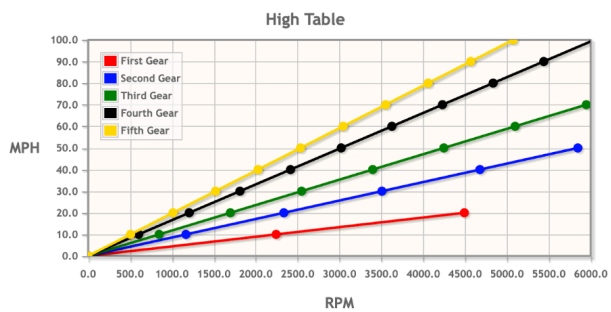
Results

Ratio Table

Overdrive	High	Low
First Gear	21.17:1	75.47:1
Second Gear	11.03:1	39.30:1
Third Gear	08.01:1	28.55:1
Fourth Gear	05.70:1	20.31:1
Fifth Gear	04.79:1	17.06:1

High Table

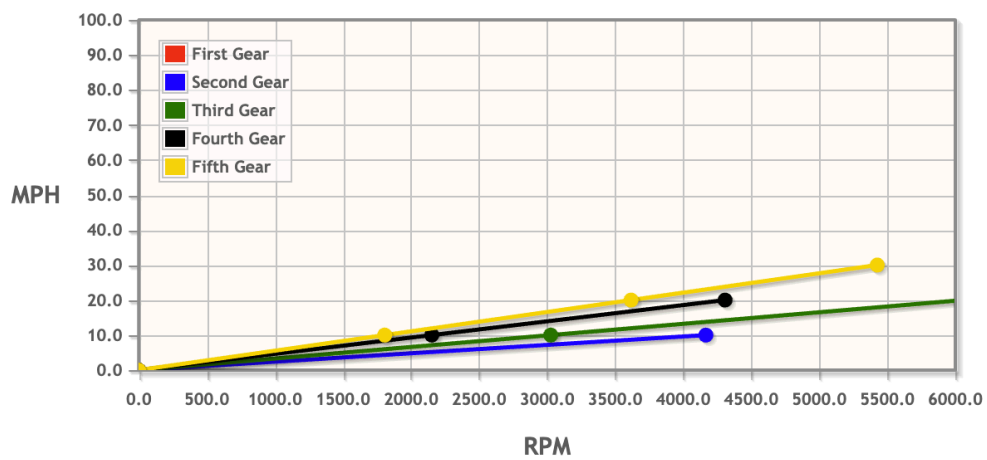
Speed/Gear	First	Second	Third	Fourth	Fifth
10 MPH	2246	1170	850	605	508
20 MPH	4493	2339	1700	1209	1015
30 MPH	6739	3509	2550	1814	1523
40 MPH	8986	4679	3399	2418	2031
50 MPH	11232	5848	4249	3023	2538
60 MPH	13479	7018	5099	3628	3046
70 MPH	15725	8188	5949	4232	3554
80 MPH	17972	9357	6799	4837	4061
90 MPH	20218	10527	7649	5441	4569
100 MPH	22465	11697	8498	6046	5077



Low Table

Speed/Gear	First	Second	Third	Fourth	Fifth
10 MPH	8007	4169	3029	2155	1809
20 MPH	16013	8338	6058	4310	3619
30 MPH	24020	12507	9087	6464	5428
40 MPH	32026	16675	12116	8619	7238
50 MPH	40033	20844	15145	10774	9047
60 MPH	48040	25013	18174	12929	10856
70 MPH	56046	29182	21203	15084	12666
80 MPH	64053	33351	24231	17239	14475
90 MPH	72059	37520	27260	19393	16285
100 MPH	80066	41689	30289	21548	18094

Low Table



NOTE: Only low range shown as high is the same as the above sets.

Transmission setup

Gearbox:

Variant:

First Gear: :1

Second Gear: :1

Third Gear: :1

Fourth Gear: :1

Fifth Gear: :1

Sixth Gear: :1

Transfer Box:

Variant:

High:

Low:

Overdrive:

Ratio:

Diff Ratio:

Tyre Diameter:

[Tyre Size Calculator](#)

Max Speed:

Max Engine RPM: **RPM**

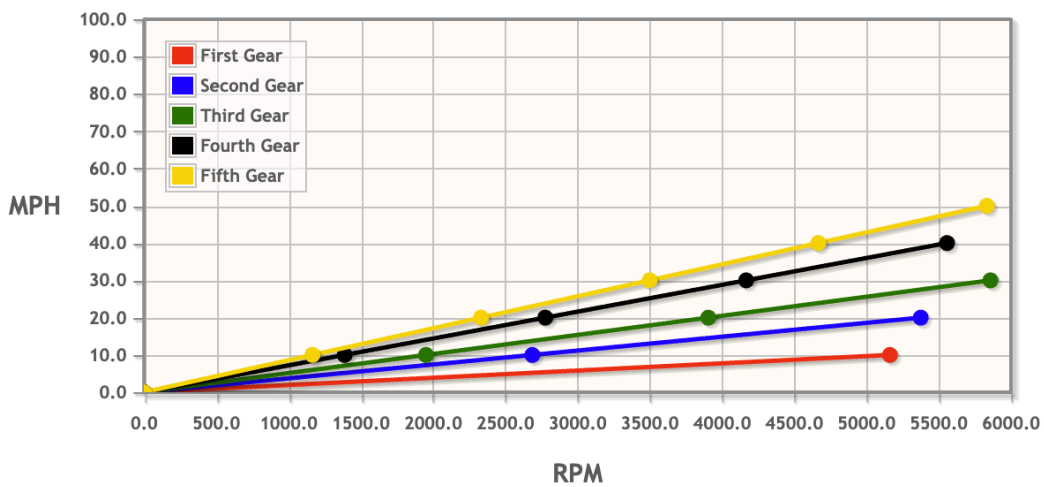
CALCULATE RATIOS

215/75R15 tyres with 17% high range reduction & 17% low range reduction:

Low Table

Speed/Gear	First	Second	Third	Fourth	Fifth
10 MPH	5164	2689	1953	1390	1167
20 MPH	10327	5377	3907	2779	2334
30 MPH	15491	8066	5860	4169	3501
40 MPH	20655	10754	7814	5559	4668
50 MPH	25818	13443	9767	6949	5835
60 MPH	30982	16132	11721	8338	7002
70 MPH	36146	18820	13674	9728	8169
80 MPH	41309	21509	15628	11118	9335
90 MPH	46473	24198	17581	12507	10502
100 MPH	51637	26886	19534	13897	11669

Low Table

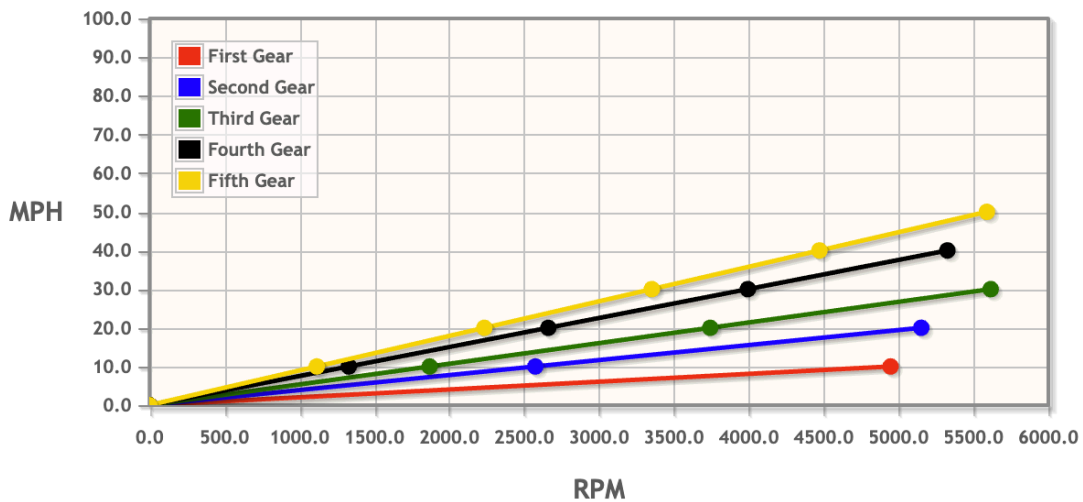


235/75R15 tyres with 17% high range reduction & 17% low range reduction:

Low Table

Speed/Gear	First	Second	Third	Fourth	Fifth
10 MPH	4949	2577	1872	1332	1118
20 MPH	9899	5154	3745	2664	2237
30 MPH	14848	7731	5617	3996	3355
40 MPH	19797	10308	7489	5328	4474
50 MPH	24746	12885	9362	6660	5592
60 MPH	29696	15462	11234	7992	6711
70 MPH	34645	18039	13106	9324	7829
80 MPH	39594	20616	14979	10656	8948
90 MPH	44543	23193	16851	11988	10066
100 MPH	49493	25770	18723	13320	11185

Low Table

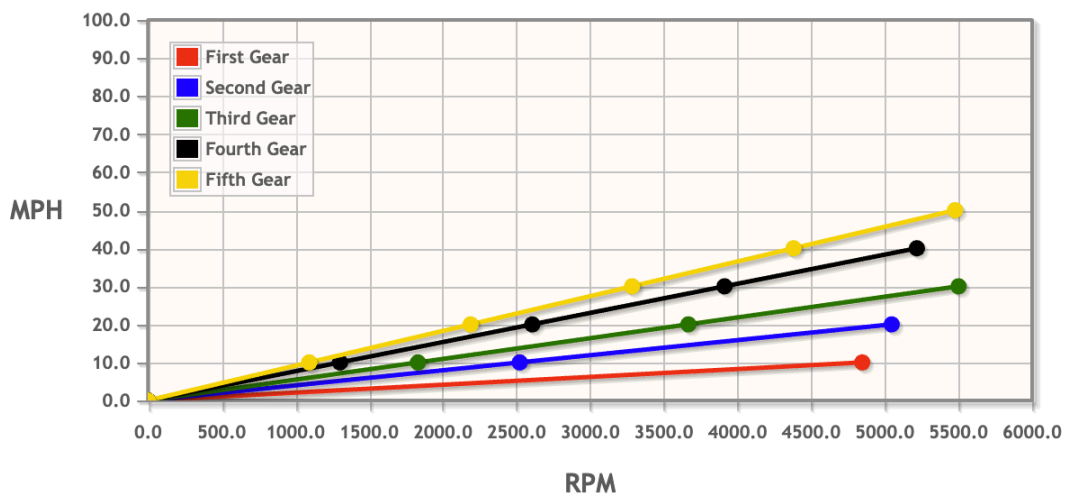


30.9.50R5 tyres with 17% high range reduction & 17% low range reduction:

Low Table

Speed/Gear	First	Second	Third	Fourth	Fifth
10 MPH	4849	2525	1834	1305	1096
20 MPH	9697	5049	3669	2610	2191
30 MPH	14546	7574	5503	3915	3287
40 MPH	19394	10098	7337	5220	4383
50 MPH	24243	12623	9171	6525	5479
60 MPH	29092	15147	11006	7829	6574
70 MPH	33940	17672	12840	9134	7670
80 MPH	38789	20196	14674	10439	8766
90 MPH	43637	22721	16508	11744	9862
100 MPH	48486	25246	18343	13049	10957

Low Table

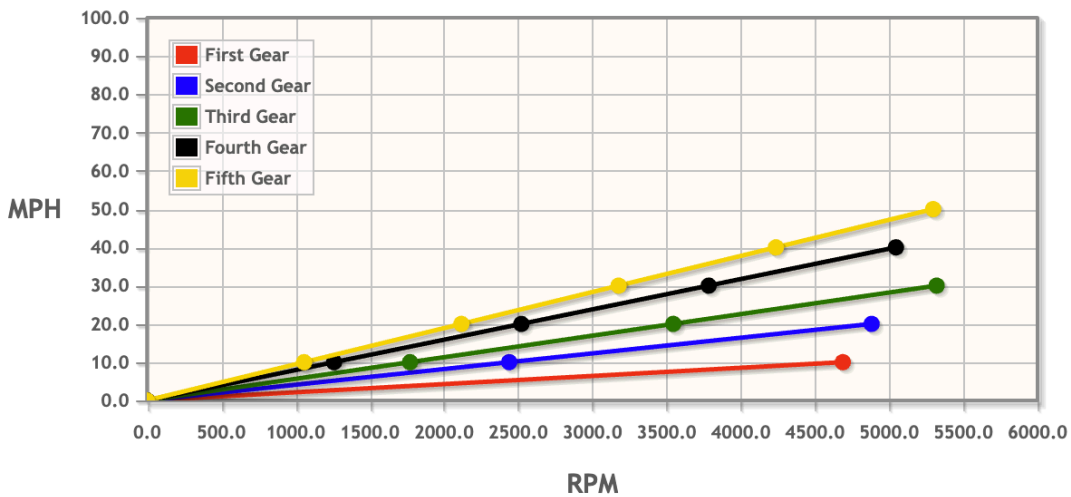


31.10.50R5 tyres with 17% high range reduction & 17% low range reduction:

Low Table

Speed/Gear	First	Second	Third	Fourth	Fifth
10 MPH	4690	2442	1774	1262	1060
20 MPH	9379	4884	3548	2524	2120
30 MPH	14069	7325	5322	3786	3179
40 MPH	18759	9767	7096	5048	4239
50 MPH	23448	12209	8871	6311	5299
60 MPH	28138	14651	10645	7573	6359
70 MPH	32827	17093	12419	8835	7419
80 MPH	37517	19534	14193	10097	8478
90 MPH	42207	21976	15967	11359	9538
100 MPH	46896	24418	17741	12621	10598

Low Table



235/85R16 tyres with 17% high range reduction & 17% low range reduction:

Low Table

Speed/Gear	First	Second	Third	Fourth	Fifth
10 MPH	4512	2349	1707	1214	1020
20 MPH	9024	4699	3414	2429	2039
30 MPH	13536	7048	5121	3643	3059
40 MPH	18048	9397	6828	4857	4079
50 MPH	22561	11747	8535	6072	5098
60 MPH	27073	14096	10242	7286	6118
70 MPH	31585	16445	11949	8500	7138
80 MPH	36097	18795	13656	9715	8157
90 MPH	40609	21144	15363	10929	9177
100 MPH	45121	23494	17070	12143	10197

Low Table

